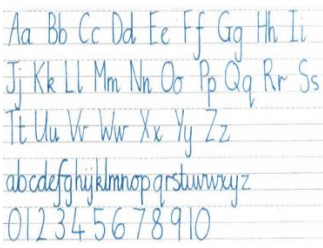












Year 3

Curriculum Leaflet

Summer Term One

Subject	We will be learning about
Writing 	<ul style="list-style-type: none"> • Writing in full sentences – capital letters and full stops • Regular practise of handwriting with correct letter formation. • We will write narratives and information relating to our core book. • Simple, compound and complex sentences complete with fronted adverbials, adjectives, adverbs and conjunctions. • 5-minute lessons designated to spelling, grammar and punctuation. <p>Top Tip – Practise 3 super sentences from your weekly spellings.</p>
Reading 	<ul style="list-style-type: none"> • Core book – 'There's a Pharaoh in our Bath' by Jeremy Strong. • This book ties in nicely with our History topic too. • We will focus on poetry, narratives and information skills. • The children will continue 'My Book Blog' reading 3 times a week. • We will use Book Blog and Reading Plus in the classroom too. • Two comprehensions each week as well as NFER reading tests. <p>Top Tip – Try to read every night and use MBB when you can.</p>
Maths 	<ul style="list-style-type: none"> • This term's 5-a-day will be practising the 4 operations, counting in steps of 1, 10 and 100 and chanting times tables. • Maths No Problem and starter questions from the National Curriculum to address any gaps in the children's learning. • We will deepen the children's knowledge and capability of Time, Graphs and Fractions. <p>Top Tip – Practise telling the time at home.</p> <p>Top Tip - Practise 3 x, 4 x and 8 x tables every night.</p>
Art 	<ul style="list-style-type: none"> • Our Art project will be inspired by 'flowers'. • We will continue to develop drawing skills. • I will be working with the children on developing their line, shape, pattern, colour and tone work too. • We may even be using other mediums such as collage, charcoal and painting. <p>Top Tip – Create some flower drawings using YouTube tutorials.</p>
Science 	<ul style="list-style-type: none"> • We have planted peas and are looking forward to observing them grow. I wonder whose are going to produce the most pods. • Our Science for this half term is 'What is a magnet and what can it do?' • Investigate pushes and pulls and test magnetic materials. • Observe the way a magnet behaves through a series of questions. <p>Top Tip – Keep growing your pea plant at home.</p> <p>Top Tip – Have you any magnets at home? How are they used?</p>

Music 	<ul style="list-style-type: none"> • Singing from memory, in tune and with accurate pitch. • Playing tuned and untuned instruments with beat, tempo and rhythm • Evaluating music – their likes and dislikes. <p>Top Tip – Sing aloud and tap the beat to your favourite songs at home.</p> <p>Project – Make and play percussion instruments to play along.</p>
PE 	<ul style="list-style-type: none"> • P.E. lessons will take place on Tuesday afternoons. • Please ensure that you child has the correct kit for both indoor and outdoor use as weather permitting. <p>Top Tip - Play some games, ride your bike, tidy your room...</p>
RE 	<ul style="list-style-type: none"> • The children will learn about 'What does it mean to be a Christian?' • What Christians believe about their faith. • They will also study what objects are sacred to Christians. • The significance of the church along with songs and readings. • Top Tip – Use BBC Bitesize to find out about Hinduism, Judaism and Islam.
History 	<ul style="list-style-type: none"> • The theme is 'How did the Ancient Egyptians Live and Die?' • We will study where and when this remarkable civilization happened. • Study a historical timeline as well as learn about different artefacts that still influence our lives today as well as Gods and death. • Top Tip - Read and study about the Ancient Egyptians at home.
PSHE 	<ul style="list-style-type: none"> • Our topic is 'Relationships'. • We will identify the roles and responsibilities of family members. • Learn different ways to appreciate friends and family. • Explain how to be a good friend and learn about taking turns. • Top Tip – Think about others and your own role at home.
French 	<ul style="list-style-type: none"> • We are continuing our new online scheme called Language Angels. • We will use familiar phrases relating to 'Les Instruments'. • We are really enjoying our French lessons. • Top Tip – Practise your French phrases at home.

Home Learning	You can help me at home by...
Spellings	<ul style="list-style-type: none"> • Practising my spellings with me. • They will be handed out each Friday. • They will be tested the following Friday
Maths	<ul style="list-style-type: none"> • Practising my times tables with me. • Play Hit the Button online. • Access BBC Bitesize.
Reading	<ul style="list-style-type: none"> • Reading 3 to 4 times per week • Check for fluency, accuracy and expression. • Completing My Book Blog after the given chapters/book. • Make sure that I change my book in the class library • Log onto Reading Plus at home
Homework Project	<ul style="list-style-type: none"> • Check the homework project its deadline. • Make sure that I start my research for the project in plenty of time. • Make sure that I bring my project into school by the deadline.