












Year 3
Curriculum Leaflet
Autumn Term Two

Subject	We will be learning about
Writing 	<ul style="list-style-type: none"> • We will write information and narratives relating to our core book. • Writing in sentences using capital letters and full stops. • A special focus on spelling and handwriting. • Practising writing skills such as exciting description and conjunctions. • Two 10 minute lessons designated to spelling, grammar and punctuation in the afternoon. • Top Tip – Practise 3 super sentences from your weekly spellings.
Reading 	<ul style="list-style-type: none"> • Our core text is 'The Pirate Cruncher' by Johnny Duddle. • The children will continue with 'My Book Blog' as this has really taken off in a big way – well done one and all. • We will use Book Blog in the classroom too. • The core book will fuel our writing too. • We will also address any difficulties we encountered during our recent comprehension tests. • Top Tip – What can you find out about pirates?
Maths 	<ul style="list-style-type: none"> • This term's Maths' lessons will continue to be taught through Maths No Problem (MNP) as well as our own initiatives. • Each day will start with 5-a-day and extra challenges. • Our topics will Multiplication and Division. • Top Tip – Practise 3 x, 4 x and 8 x tables every night.
Art 	<ul style="list-style-type: none"> • Our Art project will focus on a famous artist called Vassily Kandinsky and his piece 'Around the Circle'. • We will continue to create our own composition using media such as pen, crayon, pencil and paint. • The children can develop their drawing and observational skills. • Their final piece will be displayed in the Y3/4 corridor. • Top Tip – Create a Kandinsky style piece of your own in the holidays.
Science 	<ul style="list-style-type: none"> • Our Science topic is called 'Why do we need bones?' • The children will have the chance to investigate our teeth; incisors, canines and molars, and discover why they are different shapes. • We will also be studying the skeleton, recognizing the 3 main functions of bones and comparing our own skeleton to other vertebrates. • We might even go on a bug hunt! • Top Tip - Find invertebrates in your garden...be gentle though.

Music 	<ul style="list-style-type: none"> • Singing from memory, in tune and with accurate pitch. • Using terms like pitch, beat, dynamics, timbre and layers • Evaluating classical music – their likes, dislikes and feelings. • Top Tip – Sing aloud your favourite songs at home.
PE 	<ul style="list-style-type: none"> • P.E. lessons will take place on Thursday afternoons. • Please ensure that you child has the correct kit for both indoor and outdoor use as weather permitting • Top Tip - Play some games, ride your bike, tidy your room...
RE 	<ul style="list-style-type: none"> • Our RE topic is called '<i>How and why do religions use light?</i>' • Produce writing from reading, understanding and comparing about the relevance of Christingle, Hanukkah and Diwali. • We will also look at how light festivals are celebrated around the world and compare ideas about light in other religions, such as Judaism. • Top Tip - Help out with lights you might have at Christmas time.
Geography 	<ul style="list-style-type: none"> • Our Geography topic is called '<i>Where in the world are we?</i>' • We will study the world and its geographical features. • We will learn the terms hemisphere, continent, ocean and equator • We will also study time zones and recognise their importance. • Top Tip - Read and study an atlas at home.
PSHE 	<ul style="list-style-type: none"> • The children will be continuing with the Paws b scheme. • They will learn other parts of the brain and what they are used for. • As well as developing their concentration and mental health. • Top Tip – Try breathing techniques at home when you feel stressed.
French 	<ul style="list-style-type: none"> • Bonjour! Ca va? – Hello! How are you? • Comment tu t'appelle? – What is your name? • Les nombres 1 - 10 – Numbers 1 - 10 • Top Tip – Practise your French phrases at home.

Home Learning	You can help me at home by
Spellings	<ul style="list-style-type: none"> • Practising my spellings with me. • They will be handed out each Friday • They will be tested the following Friday • Three super sentences for a GTBG sticker
Maths	<ul style="list-style-type: none"> • Practising my times tables with me • Play Hit the Button online • Access BBC Bitesize • GTBG stickers for great times tables scores
Reading	<ul style="list-style-type: none"> • Reading at least 4 times per week • Check for fluency, accuracy and expression. • Completing My Book Blog after the given chapters/book. • Make sure that I change my book in the class library
Homework Project	<ul style="list-style-type: none"> • Check the homework project its deadline. • Make sure that I start my research for the project in plenty of time. • Make sure that I bring my project into school by the deadline.